

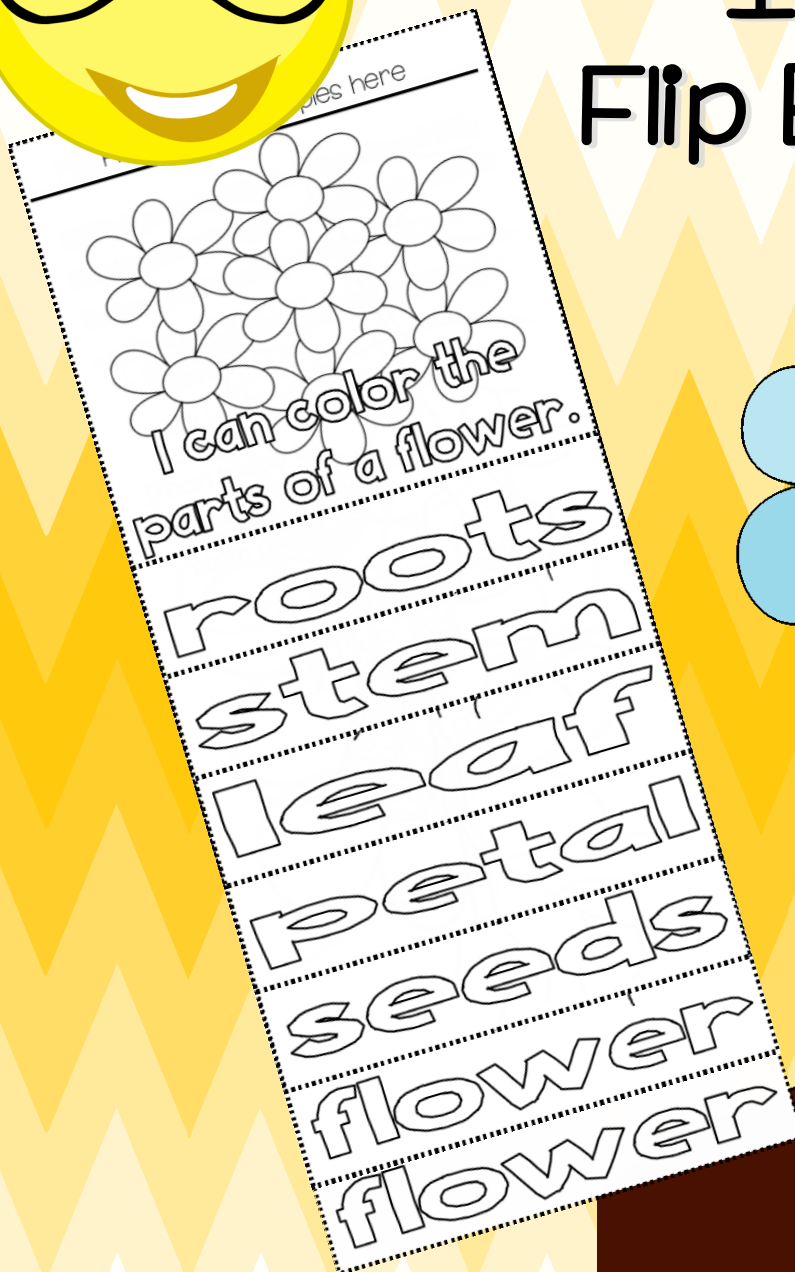


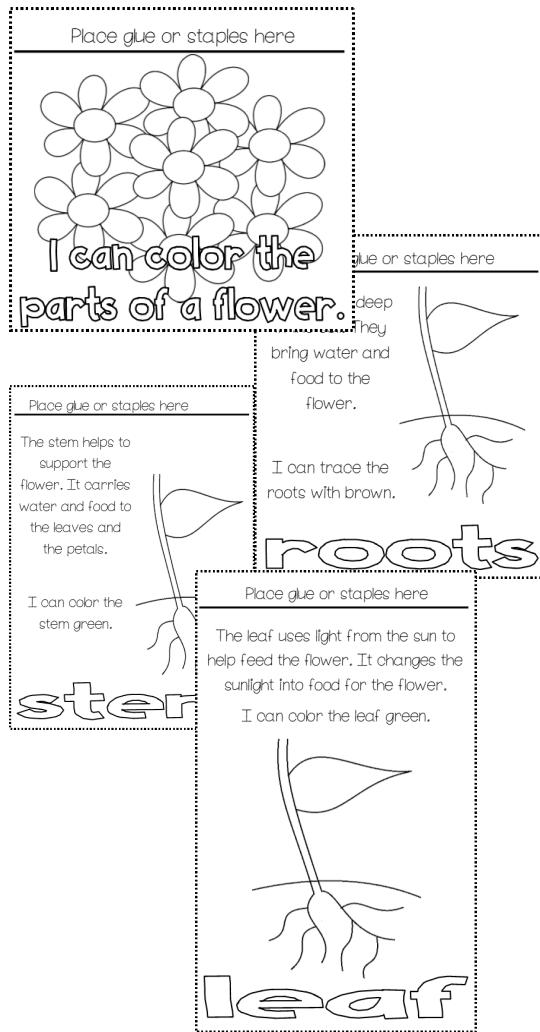
I can color the Parts of the Flower



Includes 9
Flip Book Pages!



Directions for Assembly



1. Print each page on white paper.

2. Cut along the dotted lines to cut the pages apart and stack them in order.

***Note: Students may cut the pages apart if they are old enough or have the skills to work with a pair of safety scissors. Teacher supervision is always recommended when students are working with scissors.

3. Staple once in each corner to attach the pages together.


4. Pages can be trimmed along the edges if needed.

Suggestions for Use

* **Center Activity**—Students can color through the parts of the flower as a center activity. Students may work individually or with a small group. Provide crayons, markers, or colored pencils for students to use.

* **Individual Seatwork**—Students may work individually at their seats to

Place glue or staples here

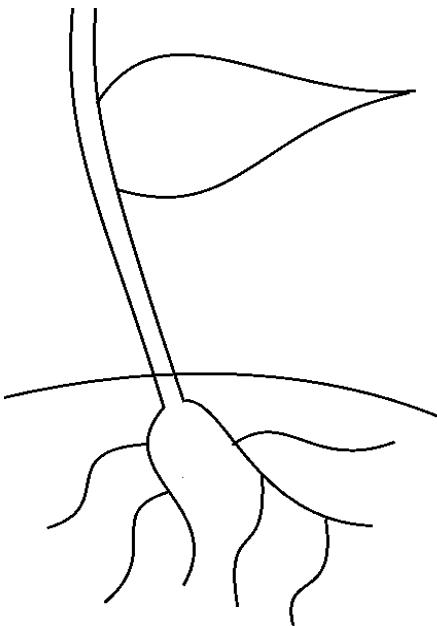


I can color the
parts of a flower.

Place glue or staples here

The leaf uses light from the sun to
help feed the flower. It changes the
sunlight into food for the flower.

I can color the leaf green.

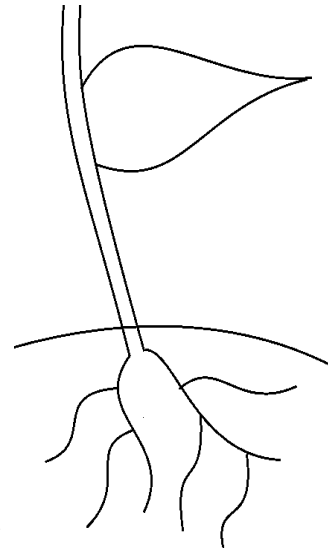


leaf

Place glue or staples here

Roots grow deep
in the soil. They
bring water and
food to the
flower.

I can trace the
roots with brown.

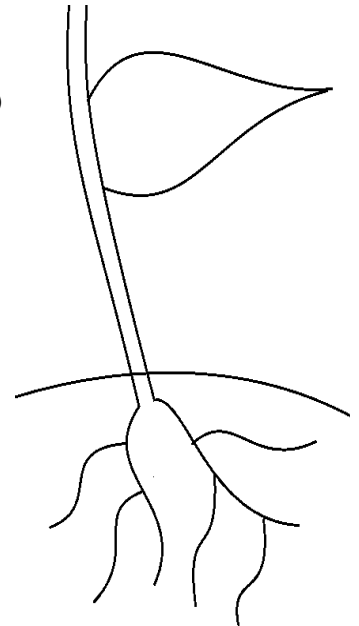


roots

Place glue or staples here

The stem helps to
support the
flower. It carries
water and food to
the leaves and
the petals.

I can color the
stem green.




stem

Place glue or staples here

The petals help insects find the flower. They are bright and colorful.

I can color the petals with bright colors.



petal


Place glue or staples here

My name is

Place glue or staples here

The seeds make new flowers! They are safely hidden by the petals.


I can color the seeds brown.



seeds

Place glue or staples here

I know the parts of the flower! I
can color the flower with bright and
pretty colors!



flower

Place glue or staples here

I can write the parts of the flower.

roots

stem


leaf

petal

seed

flower

flower



I'd love to hear from you.

Follow me on Twitter [@LauraDavisBooks](https://twitter.com/LauraDavisBooks)

or

Instagram [lauradavisbooks](https://www.instagram.com/lauradavisbooks).

Visit my website for more.

<https://mrs.lauramdavis.com/>

Acknowledgements



A big thank you to Jen Jones Fonts for the amazing fonts used in this product. Like the fonts you see here? Visit www.jenjonesfonts.com for more.